

GRAPHENE IN ARCHITECTURE

MOEMEN MOHAMED EZZ & MOHAMED ABD EL AL IBRAHIM ZEYAD TAREK EL SAYA

Department of Architecture Engineering, Alexandria University, Egypt

ABSTRACT

Graphene comprises of a single layer of sp² hybridized carbon atoms shaping a two dimensional (2D) hexagonal cross section. Graphene incorporated-polymer nanocomposites appear more noteworthy mechanical, thermal, and electrical properties compared to flawless polymer which can discover applications within the fields of car, aviation, gadgets and green vitality. Graphene, with which Andréy Gueim and Konstantín Novosiólov were granted the Nobel Prize of Material Science in 2010, is beginning to see its applications within the genuine world. Graphenano, headquartered in Yecla (Spain), outlined a strategy to make this fabric on a mechanical scale. The tall footing and tearing resistance of graphene make it the “ideal additive” for cement and concrete. The item aims to progress all the benefits that “affect the toughness of concretes and compromise their great execution as time passes by”. It is significant to discover more ecologic opportunities for development for the reduction of carbon outflows around the world.

Keywords: energy efficiency, sustainability, nanotechnology, graphene, graphene coating, solar photovoltaic, thermal conductivity.

1 INTRODUCTION

Despite it only being published in 2004, the seminal work “Electric Field Impact in Molecularly Lean Carbon Films” has been cited more than 15,000 times and is at number 65 within the best 100 list, The *Nature* article is given a comparison with Mount Everest where these 100 papers are compared to a 1 cm thick tip at the best of the number of papers distributed over a long time. Manchester analysts disconnected graphene at The College of Manchester in 2004, and two of them, Sir Andre Geim and Sir Kostya Novoselov, were awarded the Nobel Prize for Material Science for illustrating graphene’s extraordinary properties set out within the paper [1]. Graphene may be a two-dimensional single-atom thick film of carbon atoms orchestrated in a honeycomb gem. It could be an ideal case of a two-dimensional electron framework for a physicist, an exquisite shape of a two-dimensional natural macromolecule comprising of benzene rings for a chemist and a fabric with monstrous conceivable outcomes for an build due to its fabulous electrical, magnate and thermal properties [2].

2 REVELATION OF GRAPHENE NANOMATERIALS

The word graphene is begun from the Greek word “Graphene” which means to type in. Previous inquire about, cantering on arrangement and essential properties of nanocarbons (e.g., epitaxial graphene movies, nanoribbons and nano patches), gives an essential crucial information. Graphene’s inquire about has been effectively capitalised after its to begin with transformation by Novoselov et al. in 2004. Graphene’s being an interesting or advancement form of 2-dimensional (2D) to 3D topology, have potential properties and Fig. 1 shows one of the biggest institutes of graphene. These 3D materials can be functionalised by the substituting the carbon atoms with heteroatoms or whole utilitarian bunches [3].





Figure 1: Henry Royce Institute in UK. (Source: <https://www.graphene.manchester.ac.uk/about/henry-royce-institute/>.)

2.1 History of graphene

The 19th century saw numerous wondrous disclosures, basic disclosures, unused materials, electromagnetic marvels. English chemist Benjamin Collins Brodie recognized the exceedingly layered nature of thermally diminished graphite oxide as early as 1859 having detailed the nuclear weight of graphite within the Philosophical Exchanges of the Illustrious Society of London that year. Powder diffraction was utilized to fathom the structure of graphite in 1916 and Kohlschütter and Haenni portrayed what they called graphite oxide “paper” in 1918. In attempting to create a hypothesis for the electronic properties of bulk graphite, P R Wallace supported his work with a hypothesis of graphene in 1947 [3].

2.2 Types of graphene

2.2.1 Hydrogenated graphene

A fully hydrogenated derivative of graphene, of which the chemical composition is CH , is predicted based on first-principles total energy calculations and named graphene. It consists of sp^3 C–C bonds, as opposed to graphene’s sp^2 bonds, and consequently a carbon atom layer is puckered. Graphene can have two conformations, as schematically shown on their top-views in Fig. 2 a chair-like conformer with the hydrogen atoms alternating on both sides of the carbon atom layer and a boat-like conformer with the hydrogen atoms alternating in pairs. The space group, bond distances and binding energy predicted⁶ are shown for two. In the chair-type conformer, the calculated C–C bond length of 0.152 nm is similar to that in diamond (sp^3 bonding) and is much greater than that in graphene (0.142 nm characteristic for sp^2 bonding [4]).

2.2.2 Fluorinated graphene (fluorographene)

Although promising performances as cathode in primary lithium battery, only a few works have been devoted to graphite oxyfluorides. For such application, most of the studies about covalent GICs concern graphite oxides (GO) and mainly graphite fluorides (GF) [5]–[12]. That is easily explained by high energy density 700 Wh.kg^{-1} (1000 Wh.l^{-1}), flat plateau at 2.6 V, broad operating temperature range (-40 to 90°C) and reliability on long term (20 years) recorded for Li/fluorinated carbons (CF_x) systems. Nevertheless the rare works on oxyfluorides suggest high potentialities such as an energy density of 1347 Wh.Kg^{-1} for sample obtained by a two-step synthesis combining fluorination and oxidation [13] and even 2265 Wh.Kg^{-1} , thus exceeding graphite fluorides. Fluorinated oxides were highly capacitive while oxidized fluorides have highest discharge potential despite having the same graphite precursor [5].

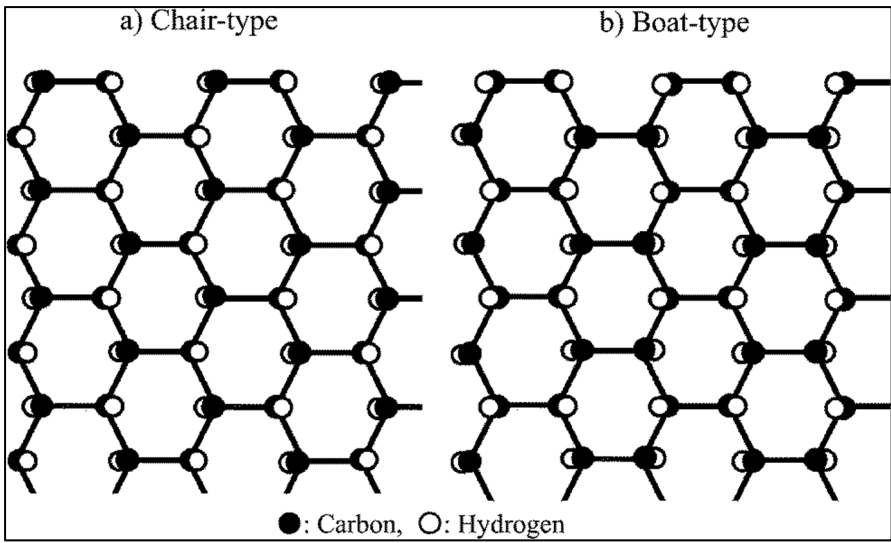


Figure 2: Structure of graphene contains: (a) Chair-type; and (b) Boat-type conformations [4].

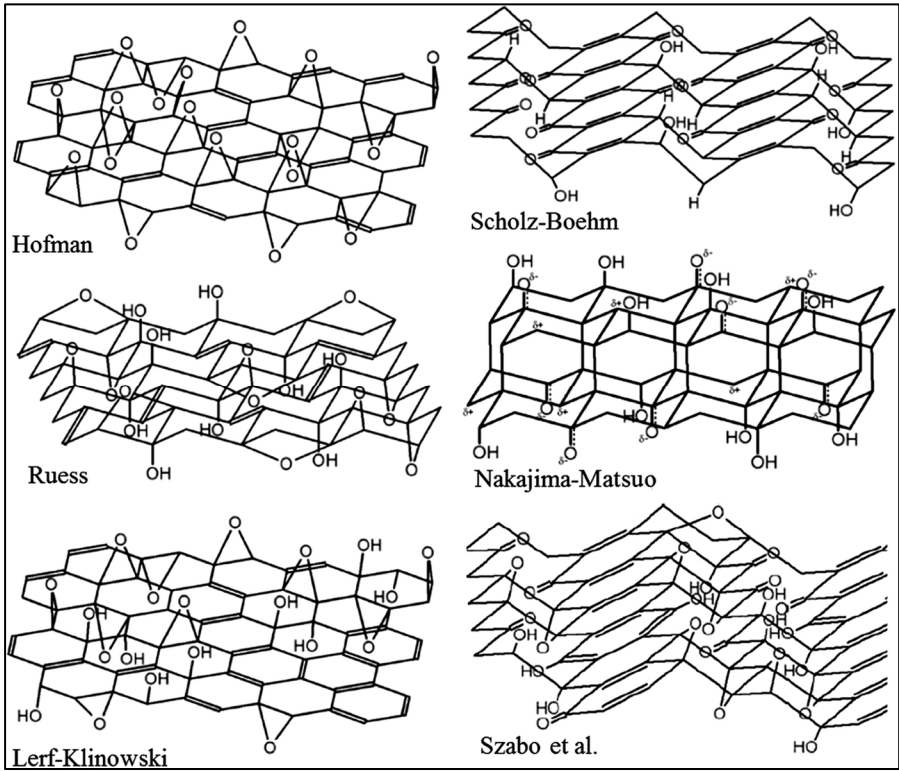


Figure 3: Structure of graphite oxides [4].

2.2.3 Graphene (graphene oxide)

In most cases, graphite oxide was synthesized utilizing the method proposed by Hummers and Offeman⁵⁴ which was determined from the strategy of Staudenmaier,⁵⁵ frequently called the Hummers strategy. Its central steps are the oxidation of graphite in concentrated H₂SO₄ with NaNO₃ and KMnO₄, the avoidance of overabundance KmnO₄ by decreasing to water-soluble MnSO₄ with H₂O₂ and after that washing by methanol. In a few endeavours the Brodie method⁵⁶ was utilized, where the oxidation of graphite was carried out in smoldering HNO₃ with KClO₃. To synthesize graphite oxide, the electrochemical oxidation of graphite can be connected in either H₂SO₄ or HNO₃ (conjointly in an alkali arrangement) likely since of the alter in oxygen-containing radicals, but no marked changes within the bulk chemical composition and interlayer dispersing with redundancy of the oxidation prepare. Structure models proposed by distinctive creators are appeared in Fig. 3. Graphite oxide has been utilized as the have fabric for intercalation compounds with distinctive straight natural compounds. Different trimethylammonium cations can be intercalated into the exhibition of graphite oxide with distinctive introductions of long straight particles [4].

2.2.4 Graphene and graphdiyne

MD reenactments were too carried out for three sorts of graphdienes, considering the same auxiliary parameters as for the graphene i.e., width $W \sim 200 \text{ \AA}$ and tallness $L \sim 100 \text{ \AA}$ and starting arrangement being rolled-up to 4π turns. The structures of the graphdienes and their 10 comparing nano scrolls are appeared in Fig. 4. The MD recreations have appeared that these nano scrolls moreover come to warm solidness for the temperature considered here (100 K to 1,000 K). The whole recreation time was between 400 ps and 600 ps [6].

2.3 Preparation methods

A few strategies have as of now been set up for creating distinctive sorts of graphene materials. Micromechanical peeling, chemical vapor statement, epitaxial development, circular segment release strategy, intercalation strategies in graphite, unfastening of CNTs, and electrochemical and chemical strategies were a few of the critical planning strategies accessible for the arrangement of graphene. Chemical strategies include solid oxidation of graphite and consequent diminishment to graphene by lessening operators. A novel amalgamation by dichromate oxidation of graphite taken after chemical lessening with hydrazine, which is additionally utilized for the planning of graphene. Electrophoretic statement (EPD) is one of the curiously procedures for synthesizing a nanosheet of graphene. Graphene may well be arranged by coordinate current arc-discharge strategy within the nearness of hydrogen barometrical weight utilizing graphite poles as cathodes for the testimony. Laser pyrolysis method has been illustrated to synthesize multilayer graphene within the nearness of weakening gas. Among these strategies, chemical vapor statement strategies (plasma-enhanced CVD/[^] generation of graphene materials for distinctive applications. Graphene, delivered in this strategy, was found to have way better crystallinity than that shaped two applications of graphene and graphene-oxide based nanomaterials with any other strategy. PECVD strategy has appeared the flexibility of synthesizing graphene on any substrate, in this way growing its field of applications [8].

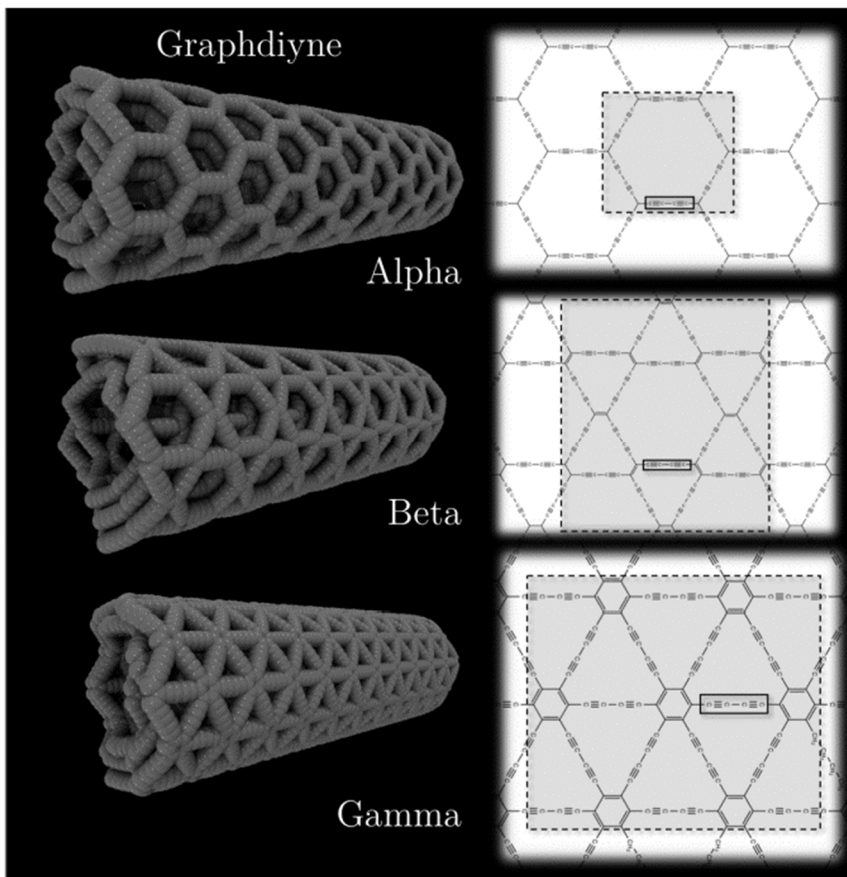


Figure 4: Schematics of the gotten α -, β - and γ -graphdiyne nano scrolls (cleared out side) [6].

2.4 Characteristic properties

The graphene honeycomb cross section comprises of two identical sublattices made of carbon atoms fortified at the side bonds. Each carbon has orbital that contributes to a delocalized organize of electrons. This 3D graphene can have “defects” like topological shapes (pentagons, heptagons, or their combination), edges, opening, adatoms, breaks and adsorbed pollutions [7].

2.4.1 Size, shape, surface morphology and structure

In Fig. 5 schematic outlines of metal oxide–graphene nanocomposites: (a) adsorption of surfactant hemimicelles on the surfaces of the graphene stacks; (b) The self-assembly of anionic sulphonate surfactant on the graphene surface with oppositely charged metal cation (e.g. Sn^{2+}) species and the move into the lamella mesophase towards the arrangement of SnO_2 graphene nanocomposites; (c) Metal oxide–graphene layered nanocomposites composed of substituting layers of metal oxide nanocrystals and graphene/graphene stacks; and (d) Self-assembled hexagonal nanostructure of metal oxide antecedent [7].

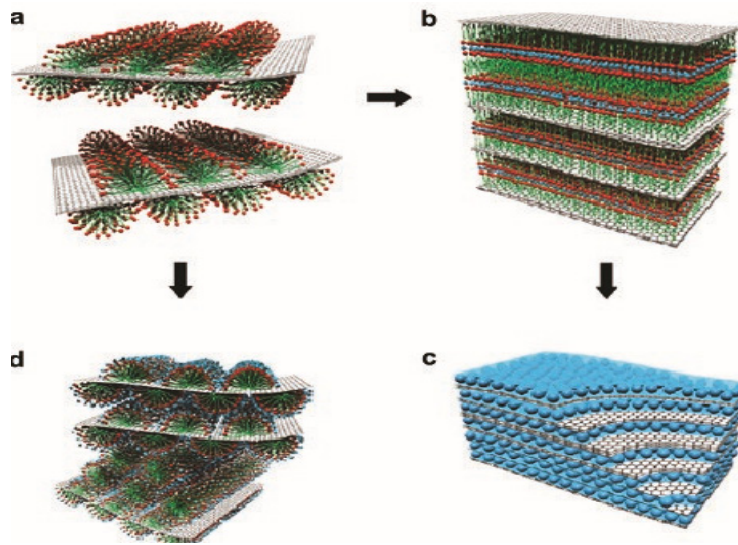


Figure 5: Schematic outlines of metal oxide–graphene nanocomposites [7].

2.5 Thermal properties

By concentrating on recent theoretical and experimental results, we begin by outlining the current level of knowledge about the fundamental understanding of the thermal characteristics of graphene. At the University of California – Riverside, researchers found in 2008 that graphene has an extraordinarily high inherent thermal conductivity K that can be greater than that of carbon nanotubes (CNTs). Excellent thermal characteristics are retained by FLG With an inherent K 2000 W/mK at RT, graphite – the 3D bulk limit for FLG with n layers – remains an exceptional heat conductor. In contrast, K for silver is substantially lower and is 430 W/mK for silver nanoparticles utilised in TIMs. Graphene’s heat conductivity was first experimentally studied using a novel non-contact optothermal approach (see Fig. 6) [10].

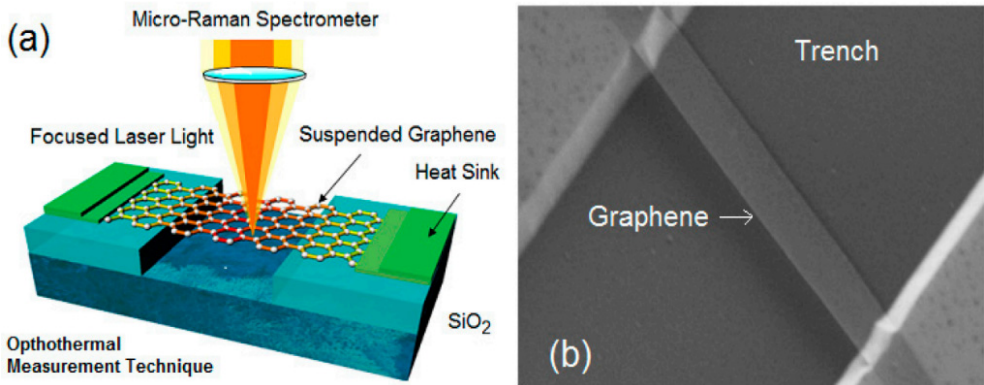


Figure 6: Schematic of the suspended graphene structure utilized for estimations of the heat conductivity of graphene [10].

2.6 Mechanical strength

Another of graphene's stand-out properties is its characteristic quality. Due to the quality of its 0.142 Nm-long carbon bonds, graphene is the most grounded fabric ever found, with an extreme pliable quality of 130,000,000,000 Pascals (or 130 gigapascals), compared to 400,000,000 for A36 basic steel, or 375,700,000 for Aramid (Kevlar) [9].

2.7 Electrical and electrochemical properties

One of the foremost valuable properties of graphene is that it could be a zero-overlap semimetal (with both holes and electrons as charge carriers) with exceptionally high electrical conductivity. Carbon particles have total of six electrons: two within the inward shell and four within the external shell [9].

3 GRAPHENE APPLICATIONS

Graphite and its derivate picked up science and engineering awareness due to its various applications. The disclosure of graphene is properly respected as a point of reference within the world of fabric science; as can be seen within the around the world consideration, the fabric has gotten within the areas of hardware, photonics, capacitors/supercapacitors, biosensing, etc. They are utilized in various applications as outlined underneath. In this book, applications of graphene and its subsidiaries are talked about in detail. These applications incorporate photocatalysis, hardware, gas detecting, graphene-based heterogeneous anodes for vitality capacity gadgets. Fig. 7 shows the different fields that graphene can be used in [11].

Graphene Applications

Conductive Inks / RFID Tags \$3B

Replace currently used carbon black and silver/copper composites in conductive inks for rapid growth "Internet of Things" devices/RFID tags

Flexible Electronics / Screens \$16B

Graphene's conductivity, transparency and strength enable flexible / bendy display screens and is looking to replace Indium Tin Oxide (ITO) across major display screen types

3D Printing Materials \$3B

Additive to plastics/3D printable materials to make conductive structures for battery use or increase strength for quality print at home products eg. Lego

Lightweight Composites \$20B

Added to current carbon fibre composites for increased strength/decreased weight and emissions

Polymers and Building Materials \$567B

Additive to increase strength and decrease permeability of plastics to increase shelf life of foods eg. PET bottles, packaged goods

Energy Storage \$62B

Added to/replace spherical graphite in current Li-ion and other batteries to increase performance & range in vehicles, capacity in green energy/off-grid storage

Paints / Coatings / Galvanics \$53B

Replace zinc and chrome in corrosion resistant paints and galvanized steel for increased corrosion resistance, flexibility and longevity

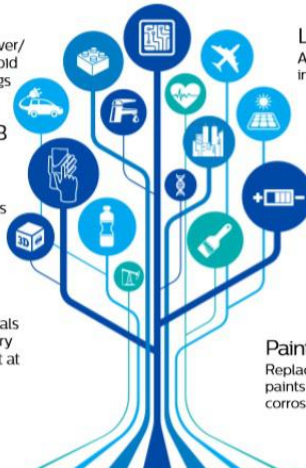


Figure 7: Showcase estimate of future graphene applications. Talga Assets introduction clearly, typically not a versatile prepare. The fetched of creating fair one micrometer of graphene in this way was evaluated in a piece of published in Nature at fair over \$1000. Subsequently the name of graphene being the foremost costly fabric within the planet [12].

3.1 Solar cells

Superior get to renewable vitality sources has gotten to be a major concern for creating nations in later times. Sun oriented vitality has been at the cutting edge of nations' endeavors to create modern advances, and researchers are persistently seeking out for modern strategies to create productive energy-generating systems. Graphene, a one-atom-thick sheet of carbon, may be a generally modern fabric that has gotten consideration for its effective capabilities [13].

3.2 Graphene with cement

The strategy utilized by the analysts is known as the high-shear shedding of graphene in water. This strategy permits the water to be supplanted specifically in a concrete blend. The method involves planning graphene suspensions in water by high-shear shedding with the surfactant sodium cholate, coming about in surfactant functionalized graphene (FG). The surfactant functionalized graphene was then mixed in concrete employing a high-shear blender. The test comes about uncovered that the graphene support not as it were upgrades the compressive quality of concrete but too the flexural quality [14].

3.3 Graphene glass

Centered on state-of-the-art design, this development is flexible and versatile arrangement for unused developments or for building recovery. Graphene glass building arrangement are a secluded arrangement that recuperates latticework in veneer, to meet the have to be make strides vitality effectiveness and supportability of buildings [15].

4 GRAPHENE IN ALAMEIN NE NEW CITY

The city is characterized by an expansive number of private units that contrasted in measure and plans to be appropriate for all, but for the normal costs of lofts in it is assessed at 3,700,000 pounds, these costs are considered sensible compared to the level of administrations accessible, and it has been reported that all contracted units will be conveyed as before long as the fundamental administrations and offices for the city are completed, and are anticipated to be completed by the conclusion of 2020 advertisement. A site plan and a 3D simulation for the towers are shown in Figs 8 and 9 [16].

4.1 How to apply grapheme on towers

4.1.1 Graphene solar cell

Graphene's straightforwardness and adaptability make it perfect for sun oriented utilize in spaceflight and air ship, and these properties might make adaptable sun based cell establishment simpler. There are a part of conceivable outcomes when it comes to adjusting graphene to sun powered cells since of its physical and electrical qualities, and its utilization would be greatly valuable to people who expend a parcel of energy. A 3D model simulation is shown in Fig. 10 for solar cells [13].

4.1.2 Graphene glass

The 3D detail shown in Fig. 11 is a modular approach called the Glaphene glass series reimagine latticework. It serves as a space separator or as solar protection for buildings [15].





Figure 8: Site plan for the city which locate the towers to be the most iconic building in Alamein city. (Source: <http://pce-consultants.com/projects/al-alamein-towers-high-rise/>.)



Figure 9: 3D simulation for Alamein towers which contains 40-floor towers comprising of a add up to of 230 units each is involved within the advancement project.




Figure 10: Is a more strong, conducive, and straightforward fabric, it ought to be sent to supplant the ordinary materials utilized in sun based cell [13].




Figure 11: Graphene glass as an interior solution for the building.

3D detail in Fig. 12 within the tower appear graphene glass settled on façade with its properties that doesn't alter in most extraordinary conditions, it is fire retardant, super hydrophobic and anti-dust [15].

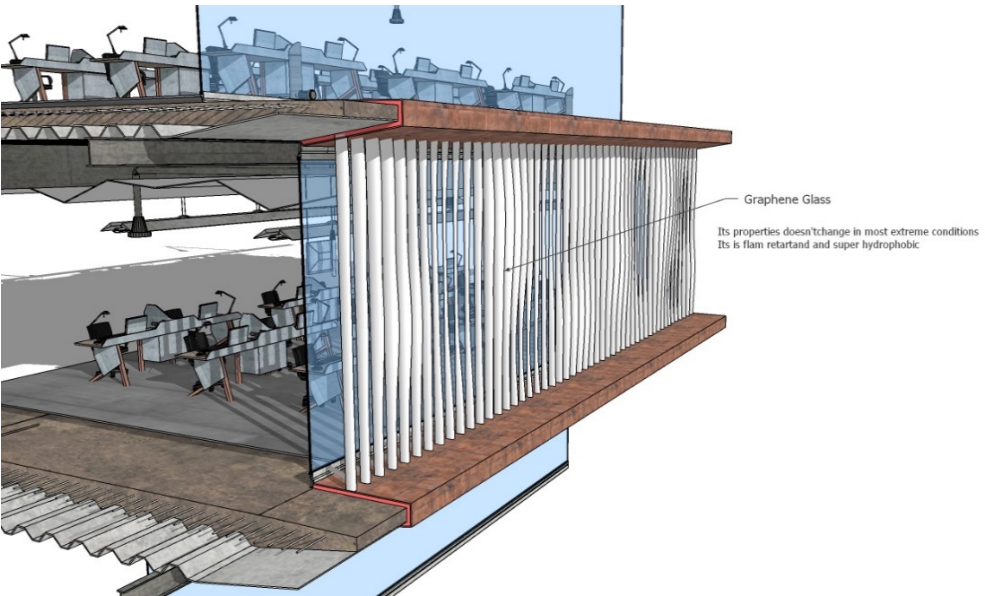


Figure 12: Graphene glass as an exterior solution for the building.

4.1.3 Graphene led light

Adding graphene to an LED bulb helps to dissipate heat – this makes them much brighter, meaning a lower wattage bulb will have the same effect as a traditional LED bulb – effectively reducing energy use for the same result which is shown in Fig. 13 [17].



Figure 13: These lights are the most recent innovation within the advancing world of lighting and gadgets, and one step encourage on the way towards cheaper, less harming light bulbs. (Source: <https://www.seratechnologies.com/what-is-a-graphene-led-bulb/>.)

5 CONCLUSIONS

In order to make graphene a more intelligent material, several elements relating to its manufacture, characteristics, and practical applications need to be further explored. Graphene is described as a smart material that is ideally suited for many advanced industrial applications. The potential of graphene, the super substance, is limitless. The possibilities are unlimited because of its extraordinary characteristics and numerous applications.

REFERENCES

- [1] Manchester University, Manchester graphene paper among top 100 citations of all time. 2014. <https://www.manchester.ac.uk/discover/news/manchester-graphene-paper-among-top-100-citations-of-all-time>. Accessed on: Oct. 2014
- [2] Raza, H., *Graphene Nanoelectronics*, pp. 1–12, 2012.
- [3] Bradley, D., A chemical history of graphene, *Materials Today*, 10 Jun. 2014. <https://www.materialstoday.com/carbon/comment/chemical-history-of-graphene/>.
- [4] Inagaki, M. & Kang, F., Graphene derivatives: Graphane, fluorographene, graphene oxide, graphyne and graphdiyne, Issue 33, 2014.
- [5] Ki, M., Mar, M., Dubois, M., Guérin, K., Batisse, N., Simon, B. & Bernard, P., High energy primary lithium battery using oxidized subfluorinated graphite fluorides. **227**, pp. 1–23, 2019.
- [6] Solis, D., Borges, D.D., Woellner, C.F. & Galvão, D.S., Structural and thermal stability of graphyne and graphdiyne nanoscroll structures. 2013. <https://arxiv.org/ftp/arxiv/papers/1803/1803.00154.pdf>.
- [7] Hansora, S.M.D., *Graphene Nanomaterials Fabrication, Properties and Applications*, pp. 1–200, 2018.
- [8] Ray, S.C., *Applications of Graphene and Graphene-Oxide Based Nanomaterials*, pp. 11–40, 2015.
- [9] de La Fuente, J., Properties of graphene, 2013. <https://www.graphenea.com/pages/graphene-properties>.
- [10] Renteria, J.D., Nika, D.L. & Balandine, A.A., Graphene thermal properties. *Applications in Thermal Management and Energy Storage Sci.*, **4**, pp. 525–547, 2014.

- [11] Mmaduka-Obodo, R., Ahmad, I. & Ezema, F.I., Introductory chapter. *Graphene and its Applications*, pp. 4–7, 2019.
- [12] Su, H., Graphene production beyond the hype: Electrochemical exfoliation, 2015. <https://seekingalpha.com/article/3550426-graphene-production-beyond-hype-electrochemical-exfoliation>.
- [13] Ahmed, U., Graphene: The future of solar cells, 2021. <https://www.azom.com/article.aspx?ArticleID=21100>.
- [14] Ahsan, M.A., Mixing concrete with graphene to build better structures, 2022. <https://www.azonano.com/article.aspx?ArticleID=6059>.
- [15] Vicente Montesinos and Javier Heredia are the founder and executive team Graphenglass, 2020. <https://www.graphenglass.com/>.
- [16] Egypt Real Estate, New Alamein Towers, 2021. <https://realestate.eg/en/4738-vacation-in-new-alamein-new-alamein-towers>.
- [17] Sera Technologies Ltd., <https://www.seratechnologies.com/contact-sera-technologies-ltd/>.

